



STOCKSJET

ULTIMATE TRADER'S CODE !

www.stocksjetadvisory.com

**DISCIPLINE & KNOWLEDGE
ARE THE KEYS TO SUCCESS
IN THE MARKETS.**



CONTENT

WHAT IS UTC?

KEY ELEMENTS

LEARNING PATH

WEEKLY ROADMAP

ESSENTIAL INSIGHTS

KEY TAKEAWAYS

SESSION TIMINGS

KNOW YOUR MENTORS

WHAT IS UTC ?

ULTIME TRADER'S CODE

A COMPLETE TRADING COURSE

Unlock the secrets of the Financial market and take control of your financial future with this comprehensive trading course. Designed for both beginners and experienced traders, this program provides a step-by-step guide to understanding market dynamics, analyzing stocks, and executing profitable trades with confidence.

WHAT YOU'LL LEARN

Stock and Forex market fundamentals and key trading strategies

Technical and Fundamental analysis for smarter decision-making

Risk management techniques to protect your capital

How to read charts, indicators, and market trends

Master Price Action Strategies.

Developing a winning trading mindset for long-term success



Whether you want to trade part-time, build a strong portfolio, or become a full-time trader, this course equips you with the tools and strategies needed to navigate the markets like a pro. Get ready to trade smarter and invest with confidence!

KEY ELEMENTS



Qualified Mentors to help you 24/7.



Building Blocks to market mastery of trading concept



Tested and applied Trading strategies.



Exclusive Discord Server access.



Live Doubt Clearing Sessions.



Live Trading Session

COURSE CURRICULUM

WEEK-1

DAY 1

THE ARCHITECTURE OF FINANCIAL MARKETS

- History of Money
- How Money Move
- Market Mechanics Explained.

DAY 2

DECODING THE FINANCIAL MARKET

- Different Types of Markets
- Stocks, Crypto, Forex, Commodities & etc
- Trading Vs Investing
- Market Participants

DAY 3

THE TRADER'S TOOLKITS

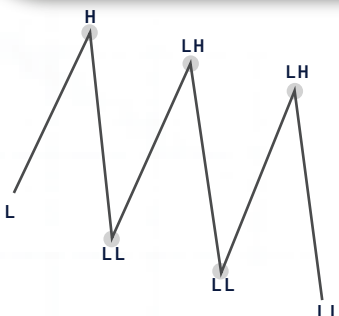
- Broker.
- Types of Accounts.
- Different Types of Trading Methods.
- Essential Required.

WEEK-2

DAY 4

BUILDING BLOCK OF TRADING

- Trading Platform
- Understanding of Trading Instruments.
- How to use Trading View?



DAY 5

BUILDING BLOCK OF TRADING-2

- What are Candle Sticks?
- Types of Candle Sticks?
- Candle Sticks Patterns?

DAY 6

BUILDING BLOCK OF TRADING-3

- Blending of Candle sticks.
- The Language of Candle Sticks.
- The Art of Candle Sticks Analysis.



DAY 7

FUNDAMENTAL OF TRADING -1

- Interpreting News Events and Market Data.
- Factor Affecting Prices.
- Fundamentals Toolkits.



DAY 8

FUNDAMENTAL OF TRADING -2

- Decoding the Impact of Data Release.
- Integration of Fundamental in Trading.

DAY 9

FUNDAMENTALS OF TRADING - 3

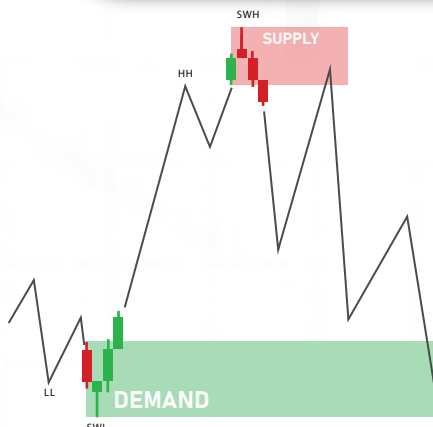
- Understanding key Elements.
- Margin.
- Leverage.
- Bid/Ask Price.
- Spread.
- Swaps.
- Trading Plans.
- How to Select your Trading Pairs.

WEEK-4

DAY 10

TECHNICAL ANALYSIS -1

- Decoding Price Action with Candle Sticks.
- Demand & Supply.
- Market Trends.



DAY 11

TECHNICAL ANALYSIS -2

- RETAIL TRAPS.
- Chat Patterns
- Indicators.
- Trendlines.
- Technical Tools.
- Breakout / BreakDown.

DAY 12

MARKET STRUCTURE -1

- What is Market Structure?
- Market Structure

DAY 13

MARKET STRUCTURE - 2

- Break of Structure (B.O.S)
- Change of Character (CHOCH)

DAY 14

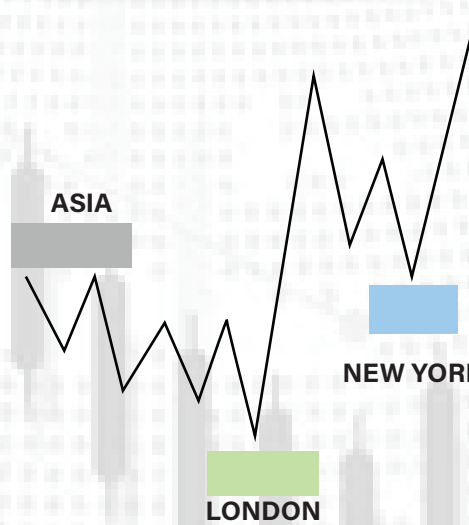
MARKET STRUCTURE - 3

- Internal & External Structure.
- Impulse & Pullback.

DAY 15

BRINGING IT ALTOGETHER.

- Zone Marking Techniques.
- Identifying Point Of Interest (POI)/ Area of Value (AOV).
- Zone Enchantment.



WEEK-6

DAY16

POPULAR CONCEPTS - 1

- Order Block (OB)
- Breaker Block (BB)
- Inside Bar (IB)
- Hidden Base (HB)
- Swap Zone.

DAY 17

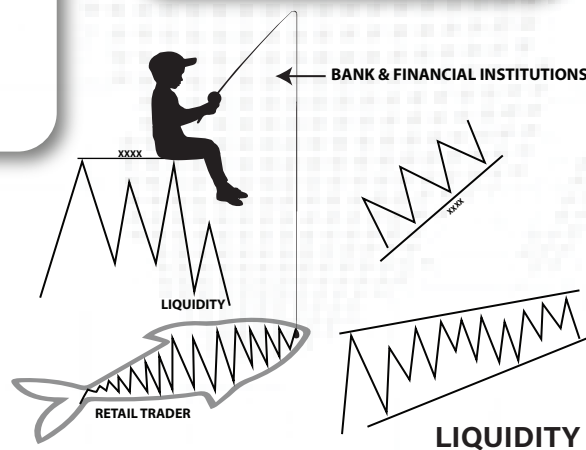
POPULAR CONCEPT - 2

- Imbalance / Fair Value Gap (FVG).
- Mitigation.

DAY 18

LIQUIDITY

- Retail Liquidity.
- Trendline Liquidity.
- Equal High (EQH).
- Equal Low (EQL).
- Session Liquidity.
- Inducement (IDM).



DAY 19

ULTIMATE TRADER'S CODE -1

- Market Maker Block.
- Flow Trading.
- Daily Price Action(PA) Flow.

DAY 21

ULTIMATE TRADER'S CODE -3

- The Market Flush Effect.
- Liquidity Loop.
- Entry Model.

DAY 20

ULTIMATE TRADER'S CODE -2

- Market Flow Cycle.
- Retracement Efficiency.

WEEK-8

DAY 22

TRADING SYSTEM FRAMEWORK.

- Fractals Analysis.
- How to find a High Probable Trade Set-up?
- Putting all the Concepts Together.

DAY23

THE TRADER'S SAFETY NET.

- Trade Management.
- Risk Management.
- Understand Risk-Reward (R:R) Ratio.
- Random Distribution.

DAY 24

NEURO-TRADING: THE SCIENCE OF DECISION MAKING.

- Trader's Mental Framework.
- Mental Edge in Trading.
- Fear of Missing Out(Fomo) and Revenge Trading.
- Importance of Trading Journal.

DAY 25

QUALIFYING MENTAL EDGE.

- Historical Trade Analysis.
- Validating Trading Strategies.
- Trade, Test, Optimize.

ESSENTIAL INSIGHTS



3 MONTHS EXTENDED DISCORD SERVER ACCESS



WEEKLY MARKET COMMENTRIES



ACCESS TO DOUBT CLEARING SESSION FOR POST COURSE COMPLITION



5 LIVE TRADING SESSION TRAINING



3 BACKTESTING SESSION



CAREER OPPORTUNITIES

KEY TAKEAWAY

Knowledge

Complete understanding of fundamental and technical aspects of trading

Risk Management

You Will be able to crack the number's game in trading and learn to optimise your system to protect capital and increase profitability

Trading Psychology

This course will help you track your emotional Biase in trading and improve your decision making skills

Trading System

After this course you will be competent to develop your own trading frame work and stratagie , learn how to work your way to profitability in trading.

SESSION TIMING

Our comprehensive course spans 8 weeks, covering market analysis, trading strategies, and risk management. Dedicated doubt-clearing sessions ensure personalized guidance and concept clarity. Gain practical skills and expert insights to enhance your trading expertise.

Schedule

Duration: 8 weeks

Days: 3 days a week

Time: 8-10 PM IST

TotalHours:48+



Note : Class timing and days are tentative and may change.

MEET OUR EXPERTS



Qualified & Certified



ULTIMATE TRADER'S CODE!

5G Topsia 2nd Lane Kolkata 700039 Kolkata India
support@stocksjetadvisory.com | +91 9883538174
www.stocksjetadvisory.com